



traditional window fittings limited

FINISHES
& PATINAS
COLLECTION



MADE IN THE UK

INTRODUCING

FINISHES & PATINAS COLLECTION

The perfect finishing touch, bringing your project to life. A showcase of our finishes and patinas collection to complement our hand-crafted brass fittings. Individually developed by our skilled craftsmen, with many finishes still being expertly hand applied.



CARE OF FINISHES

With general handling and oxidization, the colour and texture of hand finished items can alter over time. Adding to the unique charm, beauty and elegance of our finished products.

Unlacquered Polished Brass (PBUL)

Although originally polished, if left untouched the finish will naturally age and darken over a length of time. To retain the polished finished regular cleaning with a proprietary brand of metal polish (eg. Autosol or Brasso) will be required.

Recommend for external door fittings.

Lacquered Polished Brass (PB & SB)

Regular cleaning with warm soapy water will help maintain the general appearance and an occasional application of a good wax polish will help to protect the finish (eg. Briwax Natural Creamed Beeswax).

The life of the lacquer can be affected by many environmental or atmospheric conditions, including sea air and industrial pollution. If the lacquer does start to break down we recommend that it is removed with paint stripper and the article is kept clean in the traditional way using a metal polish. Not recommended for high usage locations. Application of incorrect chemicals can result in advanced deterioration of the lacquer. Do not use solvents, cleaning chemicals, or abrasive products with this finish.

Suitable for window fittings.

Plated Finishes (CP, PRL, PN, SCP, SNP)

Regular cleaning with warm soapy water will help maintain the appearance, if required a proprietary brand of metal polish can be used (eg. Autosol).

Living Finishes

(AB, AGD, DAB, DORB, ORB & SBUL)

Our living finishes receive a protective wax coating prior to despatch. Normal wear and handling will allow the contact areas to reveal the metal below helping to create an aged effect. An occasional application of a good beeswax polish can be applied if required (eg. Briwax Natural Creamed Beeswax).

Other Finishes

(AN, DAN, DBMA, IBMA, DB)

Regular cleaning with soapy water and an application of a good wax polish gently applied, will help to protect the finish. (eg. Briwax Natural Creamed Beeswax). Application of incorrect chemicals can result in advanced deterioration of the finish. Do not use solvents, cleaning chemicals, or abrasive products with this finish.

Atmospheric Conditions

Sea air and environmental conditions can cause a finish to deteriorate prematurely. These conditions will affect external door fittings, and window fittings as they are likely to be exposed to corrosive or damaging elements for periods of time. In these situations regular cleaning will be needed and we recommend the following finishes to be the most suitable:

Polished Brass Unlacquered (PBUL).

Polished Chrome (CP).

* Although the images contained within this literature offer an excellent representation, both printing limitations and the hand application process can result in natural variations in colour and texture.

ESSENTIAL INFORMATION

Many of our finishes are hand applied, so they can vary from batch to batch, please ask for a free of charge swatch from us or the installation company to confirm the finish is correct for your project.

Should your project involve wet trades such as plastering and painting, we would highly recommend that temporary window and door handles are fitted at this stage, so as to avoid accidental damage to our window and door fittings.

We would also advise that if our window and door fittings are being protected by taping the fittings, during the building stage of your project, that the glue on the tape may well damage the finish.

Therefore we would highly recommend that our window and door fittings, are fitted at the final hand over stage, when the house is dry and finished.

The above information is applicable to both our solid brass based range of window and door fittings, and our malleable cast iron range of window and door fittings.



POLISHED BRASS UNLACQUERED (PBUL)

Recommended for External Door Fittings.

Solid brass, polished to perfection, supplied unlacquered to allow the aging process, to develop a more sombre patina or the finish can be reinvigorated with regular polishing.

Care: See Unlacquered Brass Finish.



POLISHED BRASS (PB)

Suitable for Window Fittings.

Solid brass, polished to flawless perfection, then protective lacquered to maintain that high point of lustrous beauty.


Care: See Lacquered Brass Finish.



SATIN BRASS (SB)

The warmth of brass, polished to a smooth satin perfection. Finished to 'capture the moment'.


Care: See Other Finishes.



SATIN BRASS UNLACQUERED (SBUL)

The warmth of brass polished to a smooth satin perfection, supplied unlacquered to allow the development of a patina from natural oxidation.

Care: See Living Finishes



ANTIQUE BRASS (AB)

A final hand- finishing step creates a mellowed aged patina, emulating an aged finish that comes with long use. A hand applied living finish, resulting in every item being unique.

Care: See Living Finishes



DISTRESSED BRASS (DB)

Time-honoured techniques are used to create an unrefined yet enchanting look, the allure of this real and earthy finish gives individual character to each product.


Care: See Other Finishes.



AGED BRASS (AGD)

Uniquely aged by hand to give the appearance of a time worn product, with warm mellow tones. Being a hand produced living finish, each product has individual character.

Care: See Living Finishes



DISTRESSED ANTIQUE BRASS (DAB)

Our antique brass finish, is skilfully further distressed to give an authentic aged and used appearance. A hand produced finish, giving individual character to each product.

Care: See Living Finishes




CHROME PLATE (CP)

Recommended for External Door Fittings.

Solid brass is plated in highly polished chrome for a stunning mirror smooth finish, often suited to more contemporary environments.


Care: See Plated Finishes



SATIN CHROME PLATE (SCP)

Solid Brass is sateen polished and plated in chrome for a uniformed beautiful satin finish.

Care: See Plated Finishes



SATIN NICKEL (SNP)

An elegant, fine silver style, matt finish with a warmer undertone than Chrome.

Care: See Plated Finishes



POLISHED NICKEL (PN)

Polished solid brass is nickel- plated for a dazzling look, warmer and deeper than a chrome finish and reminiscent of the finest silver.


Care: See Plated Finishes



PEARL NICKEL PLATE (PRL)

A unique finish with matt nickel plating being applied to a brass base, giving this dull finish a hint of yellow pearls.


Care: See Plated Finishes



ANTIQUE NICKEL (AN)

The nickel plating is oxidized and a hand patina developed to give a rich aged effect.

Care: See Other Finishes



DARK BRONZE METAL ANTIQUE (DBMA)

Solid brass, with a final hand - finishing step adding a stunning dark bronze look.

Care: See Other Finishes



IMITATION BRONZE METAL ANTIQUE (IBMA)

A deep finish, perfectly complementing the more rustic tones of nature and earth inspired palettes. A hand produced finish, which can vary in appearance over comparable batches.

Care: See Other Finishes

Please request a swatch sample of this finish



DISTRESSED ANTIQUE NICKEL (DAN)

Distressed surface finish that resembled charcoal tones and perfectly complements natural stone textures, like marble. This is a hand produced finish and can vary in appearance over comparable batches.


Care: See Other Finishes



DISTRESSED OIL RUBBED BRONZE (DORB)

Further age and depth is added to our Oil Rubbed Bronze, creating a stunning distressed and old look and textured patina. This is a hand produced finish, giving individual character to each product.

Care: See Living Finishes



OIL RUBBED BRONZE (ORB)

A wearing effect, starting with a matt black finish and over time wears to give a subtle bronze highlight and authentic patina, which looks like it has taken decades to achieve.

Care: See Living Finishes



TIPS ON THE UPKEEP OF OUR BLACK & PEWTER IRON FITTINGS...

We highly recommend that your window and door fittings are oiled at least every month. Iron in any form, whether cast or Malleable, is susceptible to rusting. During our finishing process we endeavour to cover all areas of the Antique Ironmongery, first dipping it into a liquid paint which is then stove dried.

This is then followed by the Black Powder Coating process, which is also cured by stoving. Obviously when two areas come into contact with each other an abrasive action is enacted, and sooner or later the painting processes are lost by this rubbing action. This is unavoidable during the operational activity of the article, so to prolong the good looks and keep the rusting process at bay we advise that the article is periodically wiped over with a lightly oiled cloth. To remove harmful deposits that will cause corrosion (This is more critical if you live near to a coastline as the salt in the sea air has a very corrosive effect on iron).

Where obvious abrasive areas of moving parts are visible, an occasional light oiling is recommended. We strongly advise that these precautions are taken. By adopting these simple precautions you will prolong the life of the products and enhance the beauty of your home. This is a genuine Traditional Window Fittings product, made in England to the same methods of the past 150 years. Unless this leaflet showing our Trademark accompanies the packaging, its authenticity cannot be guaranteed. Please beware of imitations.



BLACK IRON

Cast from malleable iron, the traditional black finish is highly durable.

All of the items in our black range are also available in pewter finish.

Care:

See the product care information leaflet.



PEWTER IRON

Cast from malleable iron, the traditional pewter finish is highly durable.

All of the items in our pewter range are also available in black finish.

Care:

See the product care information leaflet.

A BRIEF INSIGHT INTO THE MANUFACTURING PROCESS...

Initially, castings are too hard and brittle to be worked into finished products, so they are subjected to an 80-hour heat treatment process known as annealing, after which they are cooled slowly, changing the carbon structure of the iron so that it is soft and malleable. Rough edges are removed, the castings are assembled and a rustproofing finish is applied.

A two-coat oven-cured paint process is then carried out, and then the products pass into our warehouse for final assembly, inspection and packaging ready for despatch.

CONTACT US



Phone:
01206 804317



Email:
info@twfl.co.uk



Website:
www.traditionalwindowfittings.co.uk